






Thomas Russell Junior School

Monday 8 th June 2020 #BornReady!	
9 - 9.30am 	'PE with Joe' Start the day with some action! A 30 minute workout with Joe Wicks on YouTube.
9.30 - 11.00am 	<p><u>Activity 1:</u></p> <p>Complete the antonyms and synonyms work. Watch the BBC video for synonyms and antonyms: https://www.bbc.co.uk/bitesize/topics/zfkk7ty/articles/z8t8pbk Next, complete the antonym and synonym worksheet.</p> <p><u>Activity 2:</u></p> <p>Read through Monday's lesson plan - page 1.</p> <p>First, watch this tutorial about a dance https://www.youtube.com/watch?v=A-9RWQc4tzE Then, read the <i>Happy Feet Instructions</i> - page 2. Spend some time practising the dance, if you would like to! How do the written and the video instructions help in different ways? Finally, read <i>Instruction Features</i> - page 3. Annotate Dance Instructions to show which of these features you can find.</p> <p>After that, watch the Cat Daddy instruction video. https://www.howcast.com/videos/508478-how-to-do-the-cat-daddy-kids-hip-hop-moves Make notes to help you remember the most important parts of these instructions. (You can use words and quick sketches)</p> <p>Finally, use your notes to write a set of instructions for the Cat Daddy. Set out your Cat Daddy instructions like the <i>Happy Feet Instructions</i> - page 4. Try to include some of the <i>Instruction Features</i> - page 3.</p>
11.00 - 12.15m 	My Money Week starts on 8th June and, whilst the workshops that we had arranged at school cannot go ahead, we will still link to MyMoney week in the Maths Daily Doodles for this week.

- | | |
|--|---|
| | <ul style="list-style-type: none">• Understand there are many different payment methods• Understand what the most appropriate way of paying in different situations is |
|--|---|

<https://natwest.mymoneysense.com/challenge/debit-and-credit-cards-uk/>

In the first part the child completes a pre-assessment quiz to establish their initial level of knowledge, then there is an interactive case study, and a post-assessment quiz to consolidate what they have learned. The case study introduces Alex, who wants to buy a new tablet and needs to decide how to pay for it. Children can explore the implications of each choice and reflect on the reasons to use a debit or a credit card.